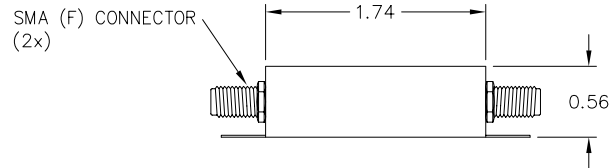
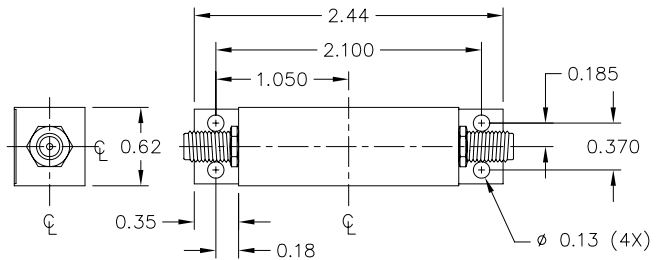


**BANDPASS FILTER**

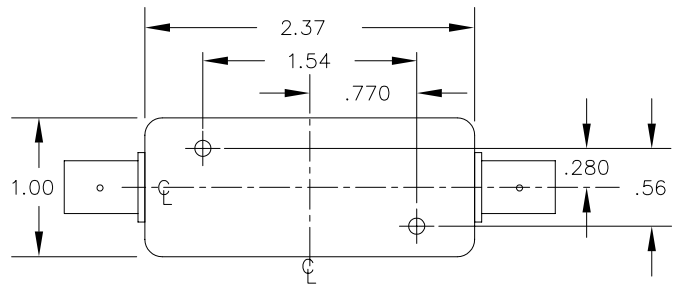
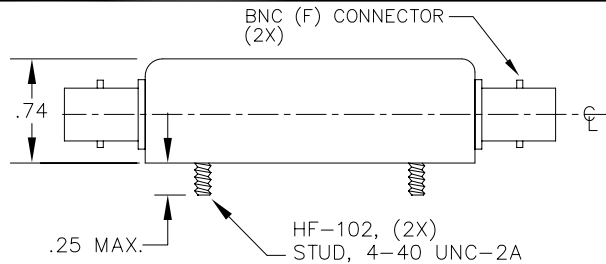
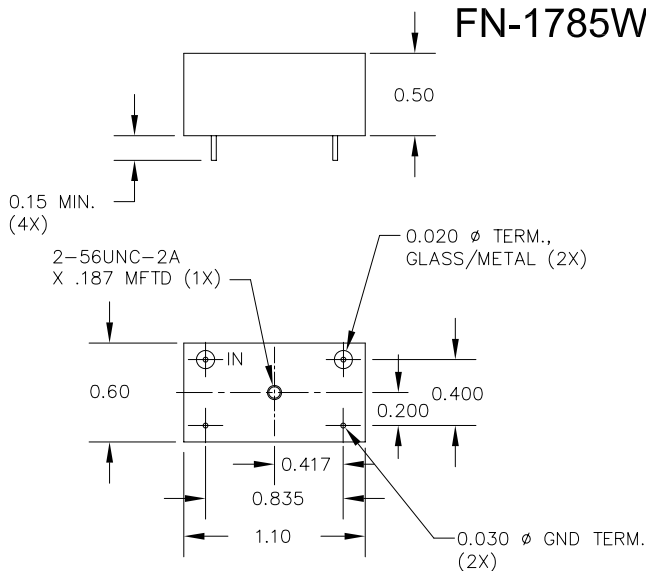
**Fo:** 70.0 MHz  
**IMPEDANCE :** 50 OHMS (IN & OUT)  
**INSERTION LOSS:** 5.5 dB MAX  
**RIPPLE:** 0.2 dB MAX  
**3 dB BANDWIDTH:** 35 KHz MIN  
**60 dB BANDWIDTH:** 325 KHz MAX  
**GROUP DELAY ( $\pm 17.5$  KHz):** 2  $\mu$ SEC MAX VARIATION  
**OPERATING TEMPERATURE :** -20°C to +50°C

**FN-1785W**



**FN-1785WT**

**FN-1785WS**



**FN-1785WK**

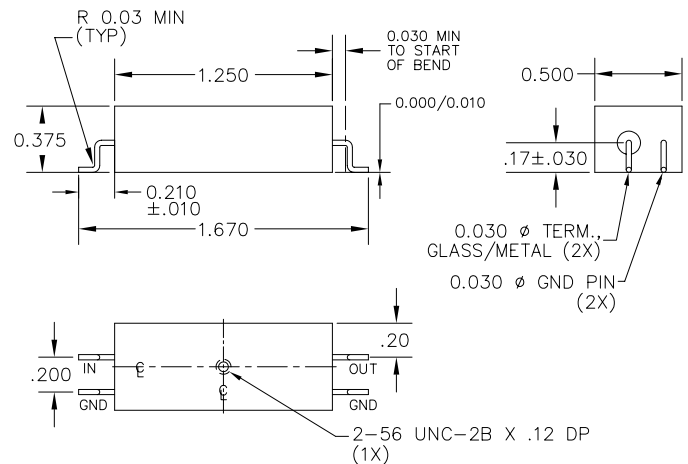
**FN-1785W DRAWING SUMMARY**

**FILTRONETICS, INC.**  
 6010 PARRETTA DR.  
 KANSAS CITY, MO 64120  
 816-231-7375  
 FAX 816-241-0368  
 WWW.FILTRO.NET

TOLERANCES UNLESS NOTED

.XX = $\pm .020$	ANGLE = $\pm 1^\circ$
.XXX = $\pm .010$	HOLES = $\pm .002$

REVISED 9/22/03



**FN-1785WEE**